



THE TEXAS CARVER

Newsletter of

The Texas Woodcarvers Guild

From Dan and Larry

Hello Fellow Carvers

The Texas Woodcarvers Guild staff has planned an exciting 2016 Spring Round-Up for you. Sunday May 1 kicks off with instructor setup and check in, followed by 5 days of seminars, concluding with 2 days of show, competition and carvings for sale. We are trying to make the Spring Round-Up a premier event with 27 carving instructors and 2 non carving seminars.

We have some new instructors, some returning after absences, and also welcome back instructors that have been with us for a while. We encourage you to check **www.texaswoodcarversguild.com** and register early to secure a place in the seminar of your first choice.

Finish up your carving projects for entering into the Texas State Carving Championship Saturday May 7. Register for a show table to display and sell your artwork and decide what you can contribute to the Auction to help TWG meet expenses to host seminars, show and competition.

If you have friends who have not attended TWG events for a while please make them aware of our offerings and encourage them to consider attending the 2016 Spring Round-Up.

This will be our last event in New Braunfels, Texas. Beginning in the spring of 2017 we will hold TWG events at the Cleburne Conference Center in Cleburne, Texas. We will have details about Cleburne and the 2017 Spring Round-Up including lodging information available at the 2016 Spring Round-Up.

Best Regards,

Dan Gillen

Larry Miller

Guild 2016 Spring Elections

As we move to a single TWG event per year we have adjusted terms for several officers and directors to synchronize the spring transfer of office holders. Don Meade is the Nominating Committee Chairman. He will be in charge of the Election process at the Business Meeting during our 2016 Spring Round-Up. The officers and directors whose terms expire at the Guild 2016 spring event are the following.

Vice President

Secretary

Membership Director

Seminar Director

Special Events Director

Job responsibilities for open positions are included below.

Vice president

Instructor recruiting, registration, scheduling and

Seminar description and schedule

Seminar floor layout

Input into Newsletters

Monitor and manage the seminar registration desk

- Monitor and verify online registration
- Document Fee collection
 - Event registration
 - Banquet Tickets
 - Member Dues Payments
 - Show Tables
- Resolve Registration Issues
- Process mail-in registrations

Prepare for Events

- Floor layout and table assignments
- Instructor Seminar lists
- Event badges

Event Operation

- Instructor/vendor area assignments
- Instructors meeting (after setup)
- Register of walk-in students
- Instructor recruiting for next event

Secretary

Maintain Membership information in Website database

Assist members with website activities

Oversee status of members' dues

Send reminders to members with expired dues

Attend Board meetings, take and transcribe minutes

Email Minutes to Board and Staff Members

Maintain documents and records

Maintain Policy and By-Laws Manual

Create Reports from Website database as needed

Assist Officers and Staff as needed

Assist with Events as needed

Seminar – Director

The Seminar Director is the assistant to the Vice President. The Seminar Director shall shadow the Vice President and help in any way possible. The Vice President controls the level of involvement of the Seminar Director. The duties and responsibilities include but are not limited to the following:

- Read, review and contribute to all seminar communication and documents.
- Understand in detail the Vice President processes and procedures for seminar planning, setup, and management.
- Be prepared to step in and perform some or all seminar planning, setup, and management (with the help of other Board members) in the event the Vice President is unable to perform his/her responsibilities.
- Recruit Non-Carving instructors and manage the Non-Carving instruction program in coordination with the Carving Seminar program. This includes but is not limited to enlisting instructors, acquire seminar detailed descriptions, and integrating registration with carving seminar registration.

Membership Director

The Membership Director is responsible for addressing membership and member support. Duties and responsibilities include but are not limited to the following:

- Seek to grow Guild membership.
- Provide an interface to Guild Affiliated clubs.
- Act as member liaison to Guild website and Social media communication.
- Assist the President in forming nominating committees for each Guild election and support the nominating committee in performing their duties.
- Develop and manage youth programs for the Guild.

Special Events Director

The Special Events Director is responsible for assisting the President and Vice President in filling event chairperson positions for major Guild events including but not limited to Carving shows, Carving Competitions, Whittling Contests, Auctions, and Raffles. Duties also include support of the event chairperson planning, and managing each event. The Special Events Director interfaces with, supports, and backs up the Hospitality Chairperson.

TWG Office Candidates

Alan Heuston is running for the office of vice president. Helen Havemann is running for the office of Secretary and Jen Laughlin is running for Membership Director. Joe Gallio and Joe Perkins have agreed to run for a second term at their current positions Seminar Director and Special Events Director respectively.

The election will be held during the Business Meeting at the 2016 Spring Round-Up. Additional nominations from the floor will be accepted prior to the election. Here are photos and biographies of members running for office.

Vice President

Alan Heuston – Vice President



Alan currently lives in Brazoria Texas with his wife Carol. At an early age, Alan would spend a great deal of time with his grandfather. Grandpa was a whittler. After moving to Texas at the age of 9, Texas became his forever home. First carving class was a walking stick class at the Woodcraft store in Houston. The instructor said "If you really want to get good at carving, you need to go to the Texas Woodcarvers Guild ". When asked if that was a good place to learn, the instructor said "I don't know, I've never been there, but I heard that it was good ". Alan went to Fredericksburg and met members of the Brazoria County Woodcarvers Club and gained a long list of other friends as well. Alan graduated from Harris County Junior College, retired after 42 years of service with Centerpoint Energy in Houston and has been President of the Brazoria County Woodcarvers Club for the last 2 years.

Alan's hobbies include antique cars, scuba diving, volunteering at Sea Center Texas fish hatchery, woodworking and wood carving, fishing, and numerous other assorted activities. The Texas Woodcarvers Guild has been good to Alan and Carol, so he feels that he would like to give some back to the organization.

Helen Havemann – Secretary



Helen lived in Houston, Texas most of her life. She attended the University of Texas at Austin and trained in Medical Technology at Ben Taub hospital in Houston. She worked in various hospital laboratories performing tests on patients; her final job was Laboratory Manager, Transfusion Medicine, at U.T. M. D. Anderson Cancer Center in Houston. Helen began wood carving in 2007 after encouragement from Shelley Key. She then joined the Houston Area Woodcarvers and the Texas Woodcarver's Guild and met many wonderful people who assisted her in improving her carving. After moving to Lockhart, Texas, she joined the Central Texas Woodcarvers in Austin, another great group. Besides the fun of carving, she believes the best thing about wood carving is the nice people you meet.

Joe Gallio - Seminar Director



Joe grew up in Beaumont Texas and has lived in Texas ever since. However, Joe's career has sent him to many countries.

Joe is has been working in the high tech industry for 40+ years. Joe as worked at such companies as Texas Instruments, Tandem Computers and now retired from IBM. Joe has a BS in Electrical Engineering and Masters of Science from Lamar University and University of Houston Clear Lake.


Joe has been a woodworker since his early years starting as a kid and more serious after graduating from college and purchasing his first major equipment, a Shop Smith, in 1984. Now Joe

has a shop with much more equipment and tools.

Joe started wood carving about 7 years ago when Jake Heugel conducted a class at Woodcraft in which Joe made a boot and dog and the rest is history. He has the “only one tool you’ll ever need” plus about 60 more than you’ll ever need. Joe now works part time at Woodcraft in Austin where you may find him still helping new carvers getting started.

Joe has participated in the Fredericksburg, Kerrville and the New Braunfels classes ever since. Joe is currently serving as the Seminar Director of the Texas Woodcarvers Guild (TWG). Joe is looking forward to serving a second term as the Seminar Director.

Joe Perkins – Special Events Director



Joe began woodcarving in the early 90’s and joined TWG shortly after. He is currently a member of the Houston Woodcarvers club. His primary interest is St. Nicks. Joe is currently the TWG Special Events Director and is running for a second term.

Jenifer Laughlin – Membership Director



Jen currently lives in Plano, TX with her husband, Jay, they are both professors in the Dallas County Community College District. She learned how to carve from her grandfather in 1999 and began attending the TWG events since 2000. She has stuck with carving while she got her BS and ME in Math from the University of Houston in Victoria.

She began working with the TWG Raffle early on and is currently the Raffle Chair for TWG as well as the Facebook Administrator. Jen has been an active member of the North Texas Woodcarvers guild, having previously held many leadership positions in the guild.

She is looking forward to many more years in the guild. Jen enjoys relief carving, but is taking a variety of classes to try a bit of everything.

SCHEDULE OF ACTIVITIES

**TEXAS WOODCARVERS GUILD
SPRING ROUND-UP
MAY 1 – MAY 8, 2016
NEW BRAUNFELS CIVIC/CONVENTION CENTER
NEW BRAUNFELS, TX**

SUNDAY, May 1

8:00 - 9:00 AM TWG Staff Setup
9:00 - 12:00 AM Instructors & Vendors Set Up
1:00 - 4:00 PM Registration Open, Sign in & get Name Badges
4:00 PM Instructors Meeting

PLEASE BRING YOUR AUCTION ITEMS TO THE REGISTRATION DESK

Coffee & donuts available daily (Please feed the kitty).

MONDAY, May 2

Sign Up for Mini Seminars at Registration Desk or Show Up at **Hill Country RV Rec Room**.
Have You Ordered Banquet Tickets? Stop at the Registration Desk.

7:00 - 7:30 AM **ONLY** Instructors, Vendors & TWG Staff
7:30 AM Doors Open
7:30 - 8:30 AM Registration, Sign In & Get Name Badges
8:30 AM - 4:30 PM Seminars in Session
9:00 AM Non-Carvers Welcome & Get Acquainted location TBD
Non-Carver Seminars, Preregister or Sign-Up at Registration Desk
4:30 PM Seminars End, Please Clean Table & Sweep
5:00 PM Building Closed
7:00 PM Carving/Whittling competition at **Hill Country RV Rec Room**

TUESDAY, May 3

Last Chance to Order Banquet Tickets at the Registration Desk

8:30 AM - 4:30 PM Seminars in Session, Please Clean Table & Sweep
5:00 PM Building Closed
7:00 PM Board Meeting at **Hill Country RV**
7:00 PM - 9:30 PM Mini-Seminars at **Hill Country RV Rec Room**
Sign Up for Mini Seminars at the Registration Desk or Show Up at **Hill Country RV Rec Room**.

WEDNESDAY, May 4

8:30 AM - 4:30 PM Seminars in Session, Please Clean Table & Sweep
5:00 PM Building Closed
7:00 PM - 9:30 PM Mini-Seminars at **Hill Country RV Rec Room**
Sign Up for Mini Seminars at the Registration Desk or Show Up at **Hill Country RV Rec Room**.

THURSDAY, May 5

8:30 AM - 4:30 PM Seminars in Session
5:00 PM Building Closed

5:30 PM Banquet Doors Open, at **Hill Country RV Rec Room**
6:00 PM Dinner, Business Meeting & Auction at **Hill Country RV Rec Room**

FRIDAY, May 6

8:30 AM - 4:30 PM Seminars in Session
4:30 PM Event Ends, Please Clean Table & Sweep

**TEXAS STATE CHAMPIONSHIP
SHOW - COMPETITION - SALE**

FRIDAY, May 6

5:00 PM - 6:00PM Show and Competition Set-up, Pick-up Exhibit Packets
6:00 PM - 7:00PM Exhibit Table setup begins, continues at 7:30 AM Saturday
6:30 PM - 7:00PM Competition Entries Accepted, continues 7:30 AM Saturday
7:00 PM Building Vacated and Secured

SATURDAY, May 7

7:30 AM – 9:00 AM Table setup continues, Competition Entries Accepted
9:00 AM Judging Starts
9:00 AM - 4:00 PM Show Open to the Public
5:00 PM Building Vacated and Secured

SUNDAY, May 8

11:00 AM - 4:00 PM Show Open to the Public
4:00 PM Show Ends
6:00 PM Building Vacated

Accommodations

New Braunfels Motel Rates Spring 2016:

The facilities that are listed below are only a few of the many facilities that are available in the NB area. You are, of course, able to canvas the others to see if better rates are available. The listed motels are not necessarily recommended, they are simply the ones that responded with good rates when asked. All rates are pre-taxes and fees. Understand that to get these rates each facility has blocked out a number of rooms at those rates for The Texas Woodcarvers Guild. These blocks will automatically be canceled 30 days prior to the event so you need to get reservations in well in advance. If the block is filled, it is at the discretion of the facility as to whether they honor the stated rate on other rooms. In any case TWG has no influence in rates or changes as they may come about.

Faust Hotel, (European style hotel, walking distance of Conference center).

240 S. Seguin, 830 625 7791.

European Rm \$65, Deluxe \$88, Queen \$98, King \$108, and Double \$108 per night.

Guests may make reservations by phone at 830-625-7791, or online at **www.fausthotel.com**. When calling for reservations, please tell them you are with the WOODCARVERS May 2016 group to receive the discounted room rate. Should you choose to book your room online, please indicate you are with the WOODCARVERS May 2016 group in the "Questions" box at the end of the reservation process. Faust Hotel will discount the room rate before you check in on your arrival date.

Ramada Inn, 2 Queen Beds or 1 King bed \$59.95. 1051 IH-35 North, 830 625 8017.

Super 8, 1 King or 2 Queen beds \$59.99 Sun. - Thurs., \$89.99 Fri & Sat. 510 S. State Hwy 46, 830 629 1155

Executive Inn, 2 Queen Beds \$54.99, 808 S. State Hwy 46, 830 625 3932.

Sleep Inn, 2 Queen Beds \$75 Sun – Thurs., \$139 Fri - Sat. 1477 IH-35 North, 830 625 7700

Fairfield Inn & Suites Marriott, 2 Queen Beds or 1 King \$105 1465 IH 35 North, 830-626-3133

Make your reservations in a timely manner and mention "The Texas Woodcarvers Guild" for rates listed here.

Hill Country Cottage and RV Resort – Spring 2016 Rates

Special arrangements have been made with Hill Country Cottage and RV Resort, 131 Rueckle

Road. (.2 miles east of IH-35 at exit 184). RV rate is \$40 per night for all sites. This rate will be good for 3 days prior to and 3 days after the event. Included in this rate is free cable TV and Wi-Fi.

Hill Country Cottage and RV Resort is also making 50 cabins available for TWG members. The rates on these cabins are at rates below their off season rates and are quoted on full week occupancy. There are daily rates available which are higher than weekly rates. It must be understood that if a reservation is made for a week and you do not stay for the full week there will be no refund for the unused portion. If you wish to stay more than a week the additional days will be charged at the average rate/day for the unit you reserved.

Available units and rates:

Model	Accommodations	Daily Rate	Weekly Rate 7 Nights
Pecos, Pecos Deluxe	1 room, Queen bed	\$60	\$330
San Marcos	Small 1 BR with kitchen	\$75	\$450
Llano, Guadalupe/Guadalupe Deluxe	Large 1 BR with kitchen	\$85	\$550
Sabine, Comal or Rio Grande	Reg. 2 BR with kitchen	\$135	\$750
Frio or Colorado Apt.	Large 2 BR with kitchen	\$175	\$850

It is strongly recommended that reservations be made as soon as possible to insure, in the case of the cabins, that there is availability. Hill Country has blocked 50 RV spaces near the club house for TWG. When those are filled you may be parked away from the group in spaces as available. Remember to state that you are with the "Texas Woodcarvers Guild" when you make reservations. Hill Country Cottage and RV Resort, 131 Rueckle Road, New Braunfels, TX 78130. www.resortnb.com 830-625-1919.

Membership in the Guild is \$20 per year per family.
Guild's mailing address: Texas Woodcarvers Guild, 4305 Princeton Ave, Midland, TX 79703*
 Please send all address changes to this address

OPERATION CANE OF TEXAS

While at the 2015 fall event at New Braunfels I was asked if we were still carving canes for the Wounded Warriors. I am pleased to inform you that Operation Cane of Texas is alive and well. Admittedly we are not excessively busy and that is a good thing. We are not getting requests from newly wounded Warriors very much now but rather we are getting requests from Warriors that were not contacted in earlier times. Word of mouth is spreading the word about the canes and Warriors are seeing canes previously carved. They are contacting us to see if they can get one also. Our work comes in spurts now as the requests come in, some carvers in other states have dropped out of the program. We find ourselves carving canes for individuals of other states that we previously would not have received. In fact as of 11-4-15, I shipped 5 canes and have one request on hand to carve another. Ed Ramsey, a TWG member from Arlington, who is also carving canes with me is currently working on one. To date Operation Cane has presented 778 canes to Wounded Warriors. (Note: 853 sticks have been turned and passed out, that is a lot of Basswood, and 75 of those sticks are unaccounted for). Ed Ramsey is working on his 181st cane at this writing and I am working on my number 248.

The information just given speaks to a lot of work by carvers of the Texas Woodcarving Guild. What must be further addressed is the good that these canes do for our vets. The appreciation of the Warriors is tremendous, Our contacts from the hospitals and rehab centers speak to the good that comes from having these canes. It is a simple thing but it is something they take pride in, enough said.

I would be remiss if I didn't recognize George Vaughn and Danny Reb for their support in helping with supplies for the project over the years, Thank you!

We are in our 11th year now, this project started in 2004 at Glen Rose, Texas when five of us got together to organize Operation Cane. Those individuals were; Gail Frueling, Ray North, Dee Gipson, George Vaughn, and myself. For 11 years, it has been a good project that has done what we wanted it to do, recognize our Hero's.

God Bless,
Walt Wharton

Operation Cane of Texas

For more information and the latest news, seminar, and show information go to:
www.texaswoodcarversguild.com

**INSTRUCTOR/SEMINAR INFORMATION
 2016 SPRING ROUND-UP**

BATTE, GARY



CHOICE OF CARICATURES

Gary is offering an intermediate and advanced level 2 day seminar on Thursday and Friday. The choice of caricatures include: a Christmas Shelf Elf, Cowboy Cook, a Lonesome Coyote, or a WWII Soldier (retired). Gary is featuring his newest caricature project a “Christmas Shelf Elf”. This Elf’s overall height is 5 ¾”. The 2 day seminar cost is \$90. Blank cost \$15 - \$20. You will need a safety glove, palm tools, a knife, pencil, ruler, and a lamp is recommended. For more information contact Gary at:

gabatte@embarqmail.com , or 254.968.8793. Find out about Gary and check out his work at: www.cca-carvers.org.

Skill Level: IA, Max 10 students

Seminar summary:

No	Day	Name	Cost
1DE	Thu=Fri	Choice of caricatures	\$90 seminar + blank

BECIC, IZO EDIN

DECORATIVE MIRROR AND SHELVES

Izo is an award winning European trained Master Carver. His carving specialty is the restoration and duplication of altars, statues, antique furniture and architectural detail. He is offering a five day, two day and a three day seminar.

OVAL MIRROR

The five day seminar will involve carving a 37” oval mirror frame in Butternut with the acanthus, grapes or oak leaf design.

2A-E	Mon-Fri	37” Oval Mirror	\$225, + Blank \$350
------	---------	-----------------	----------------------

SHELF 24”

The two day seminar will involve carving a 24” shelf in Butternut with grapes or acanthus motif. This will be an architectural relief carving in the European style.

3AB	Mon-Tue	24” Shelf	\$90 + Blank \$60
-----	---------	-----------	-------------------

SHELF 36"

The three day seminar will involve carving a 36" shelf in Butternut or Basswood with a design of grapes, acanthus, oak leaves or a student provided pattern.

3C-E Wed-Fri 36" Shelf \$135 + Blank \$85 or \$95

Designs will be set up in the blank by Izo. Tools required are: gouges, mallet and at least two clamps for holding the blank. Izo will have some tools for loan and purchase. You will be proud of your carving and walk away with knowledge from the Master. Izo will call each student to verify project blank choice.

If the selected seminar comes back as full when you register, contact Larry at 940.453.4108.

Skill Level: BIA, Max 12 students at any one time

Seminar summary:

No	Day	Name	Cost
2A-E	Mon-Fri	Carving an Oval Mirror	\$225 seminar + blank \$350
3AB	Mon-Tue	Carving a 24" Shelf	\$90 seminar + blank \$60
3C-E	Wed-Fri	Carving a 36" Shelf	\$135 seminar + blank \$85 or \$90

BORG, DAVID



DRAGONS AND CRITTERS

David is offering 2, two day carving seminars and a one day painting seminar. He has several Dragon and Critter roughouts, character options and textures to choose from.

You will need knives, gouges and standard hand tools. You have the option of texturing using several options, standard hand tools, power tools, or woodburning. Bring your rotary tool, dust collector and woodburner, if you intend to use them for texturing. If you don't have either, a few will be available from the instructor. However, this is NOT a power carving seminar. This seminar will allow you to learn new techniques that may be applied to other types of carving. Blanks \$10 to \$20

Skill Level: BIA, Max 12 students

Seminar summary:

No	Day	Name	Cost
4AB	Mon, Tue	Carving Critters	\$70 seminar + blank
4CD	Wed, Thu	Carving Critters	\$70 seminar + blank
4E	Fri	Painting Critters	\$35 seminar includes brushes & paint

CLAXTON, LLOYD



CAPTIVE BALL AND CHAIN

Lloyd is offering a Captive Ball and 2 ½ Links of Chain or a variation of a Ball in a Cage and 2 1/2 links of chain connected to a what cha ma call it. This project is a Tuesday seminar. The cost for the seminar and blank is \$10. An instruction sheet will be including with the blank. Standard hand tools are needed, and a detail knife may be helpful.

For more information contact Lloyd at: lobo71230@gmail.com or 432.263.4628

Skill Level: BIA, Max 10 students

Seminar summary:

No	Day	Name	Cost
5B	Tue	Carving a Captive Ball & Chain	\$10 blank included

ENGLER, JOHN



RELIEF CARVING, MEDIUM (choice of project)

John will be teaching the art of relief carving. No carving experience is necessary, beginners are welcome. A wide variety of subject matter will be available for the students to choose from. This includes architectural, {barns, cabins, mills, etc.} and animals {wolves, elk, bears, etc.} patterns to pick from as well as others. Please refer to John's website for examples.

The students may carve for two days or all four. Four days are recommended for larger projects or beginners. A safety glove and standard hand tools are used. Friday will be a painting day for those that would like to paint their projects. John will provide the paints and brushes.

Please contact John or e-mail him with any questions you may have.

His e-mail address is johnenglerwoodcarving.com.

Phone # 417-209-6842, and his web-site is john@johnenglerwoodcarving.com.

View John's instructional videos at: www.carvingonline.com.

Length: 2 two days of carving seminars, 1 day painting. Blanks/materials start at \$35.

Skill Level: BIA, Max 12 students

Seminar summary:

No	Day	Name	Cost
6AB	Mon-Tues	Relief Carving	\$100 seminar + blank
6CD	Wed - Thu	Relief Carving	\$100 seminar + blank
6E	Fri	Relief Carving and/or Paining	\$50 seminar + blank

ERICKSON, TONY



CHOICE OF WOODSPIRIT, BARK HOUSE OR GARDEN GUARDS

Tony offers an assortment of 1 day seminars. Included are a Creative Woodspirit on Monday and a 2nd Creative Woodspirit seminar on Tuesday. Wednesday will be Houses in Bark, with Garden Guards on Thursday.

CREATIVE WOODSPIRIT

Starting with a Bark Blank both seminars will be presented in a step by step format from A to Z complete with painted eyes. Seminar cost \$40/materials \$10

HOUSES IN BARK

Starting with a preformed bark blank this class will be presented in a step by step format encompassing doors, windows, rocks, siding, roofing, etc. Photo is a representation of a typical bark house. Seminar cost \$40/materials \$10

GARDEN GUARDS


Starting with a Long Nose Stick this class will be presented in a step by step format complete with painted eyes and hat. Seminar cost \$40, materials included

All painting materials and super glue will be supplied by the instructor. Bring your hand tools, no unusual tools are required.
Skill Level: BIA, Max 12 students

Seminar summary:

No	Day	Name	Cost
7A	Mon	Woodspirit	\$40/day +blank/material
7B	Tue	Woodspirit	\$40/day + blank/material
7C	Wed	Bark Houses	\$40/day + blank/material
7D	Thu	Garden Guards	\$40/day includes stick

GODDARD, LEAH



REALISTIC ANIMALS

Leah offers her assortment of Realistic Animals and has introduced 4 new projects, a Lab puppy, a Fox, a Hedgehog and an Opossum. Carve the animal of your choice or carve a different animal each day then, paint your carving on Friday.

Projects will take from two to four days for full completion of carving and woodburning. Select from two to four days, and then sign up Friday for painting the carving of your choice. You may carve if you have nothing to paint.

All Painting materials will be supplied by the instructor.


Bring your hand tools and a woodburner.

Skill Level: BIA, Max 12 students

**Seminar summary: \$45/day, blanks/materials \$10 to \$35,
Student selects 2 to 4 days. Painting is one day on Friday**

No	Day	Name	Cost
8A	Mon	Carving Animals	\$45/day +blank
8B	Tue	Carving Animals	\$45/day + blank
8C	Wed	Carving Animals	\$45/day + blank
8D	Thu	Carving Animals	\$45/day + blank
8E	Fri	Painting or Carving	\$45 day + blank/materials

GOODSON, DYLAN



REALISTIC RELIEF SCENES OR HUMAN FIGURES

Dylan is offering a choice of a relief project of a log cabin/house in the country or a human figure project of a French Musketeer variation (shown). Both projects require a skill level of intermediate or advanced and are 5 days.

REALISTIC RELIEF SCENES

The relief project will be an 8.5" by 11" by 2" thick carving of a log cabin or house in the country. While the drawing shown is more of a northern landscape, Dylan will show you how to give a definite Texas/Southwest feel to your carving by altering the details of the landscape. You'll be working from a rough out that will be just vague enough to allow this. While carving this design you'll learn about perspective, compression of depth; layering and textures. Not to mention a heavy dose of carving the intricate details that Dylan is known for.

HUMAN FIGURES

The human figure project will be the French Musketeer variation (shown) or an Old West 7th Cavalry Officer, a variation of Dylan's Swordsman rough out. It will be a 1/6 scale figure, or about 11 inches tall. You'll have the opportunity during this class to learn about human anatomy, how to rough out using planes, realistic carving techniques; sharpening, safe and efficient carving methods. Dylan will also talk about the use of clay modeling in the carving process and finishing. You can see more photographs of the carving projects on Dylan's Website at www.oldoakenterprises.com/carvingprojects.html

Students will be carving using carving stands provided by Dylan and should bring some intermediate or mallet-sized tools and a mallet for this class; although palm tools can be very useful. Depending on the number of seminar participants you might be able to arrange a different project with Dylan. Dylan can be contacted at 256-496-6797 or by email: dr_g@oldoakenterprises.com Check his website www.oldoakenterprises.com to learn more about him and to view his work. Blanks are \$30 to \$55

Skill Level: Intermediate, Advance, Max 12 students

Seminar summary:

No	Day	Name	Cost
9A-E	Mon-Fri	Relief or Characters	\$195 seminar + blank

HALBROOK, CAROLYN



CHIP CARVING

This is a chip carving seminar for beginners, intermediate, or advanced students. Instruction for beginner, intermediate and advanced students will be available each day, depending on whatever each student needs. Beginners will do a practice board (furnished) to learn how to hold the knife and learn many basic cuts, including four different types of rosettes. Lettering instructions are also available.

There is a very large assortment of projects to choose from, from small ornaments to boxes, clocks, plates of different sizes and many more items, both functional and decorative. Projects come in various skill levels, from beginner to advance. Included are many group demonstrations as well as frequent one on one instructions.

It is recommended that students take two or more days for beginners and those working on larger projects. Any student, beginner to advanced, can take any number of days and still do something different each day. My email address is jchalbrook@comcast.net and my website is: www.carolynsartworks.com. I am also one of the twenty instructors on the online instructional website, www.carvinonline.com If you have any questions about the seminar, knives, projects, etc., please feel free to email me. A light may be helpful. Blanks/materials \$2-\$70

Visit Carolyn's website at: www.carolynsartworks.com or contact her at: jchalbrook@comcast.net.

Skill Level: BIA, Max 10 students

Seminar summary:

<u>No</u>	<u>Day</u>	<u>Name</u>	<u>Cost</u>
10A	Mon	Chip Carving	\$35/day + blank
10B	Tue	Chip Carving	\$35/day + blank
10C	Wed	Chip Carving	\$35/day + blank
10D	Thu	Chip Carving	\$35/day + blank
10E	Fri	Chip Carving	\$35/day + blank

DON HARTT



FANCY WALKING CANES

Don will be teaching 5, one day seminars. You will learn how to put on a fancy pattern, carve and finish a cane. The student can schedule from one to five days. Some of the patterns can be completed in two to three days, except for the complicated patterns which take a day or two longer. Extra blanks, with or without patterns are available for sale.

Tools required include: carving knives, and gouges. Bring your woodburner if you plan to use it on your cane. A background tool is available for \$15. Visit Don's website to see finished canes, blanks and various patterns at: www.donharttcanes.com. Email Don at: donhartt@gmail.com. Blanks run \$65 to \$90.

Skill Level: BIA, Max 12 students

Visit Don's website to see finished canes, blanks and various patterns at: www.donharttcanes.com. Email Don at: donhartt@gmail.com.

Seminar summary:

<u>No</u>	<u>Day</u>	<u>Name</u>	<u>Cost</u>
11A	Mon	Fancy Canes	\$35/day + blank
11B	Tue	Fancy Canes	\$35/day + blank
11C	Wed	Fancy Canes	\$35/day + blank
11D	Thu	Fancy Canes	\$35/day + blank
11E	Fri	Fancy Canes	\$35/day + blank

HOWARD, CHRIS

**WOOD SPIRITS, NATIVE AMERICANS & WOMEN
IN COTTONWOOD BARK, BASSWOOD, OR BUTTERNUT**

Chris is offering 5 days of instruction, using hand tools. Projects require two to four days depending on the blank selected. Projects include Wood Spirits, Native Americans, and women. Some blanks are available in Basswood or Butternut. It is suggested that Students select two or


four days. \$40 a day, Blanks/material cost \$15 to \$50.

Skill Level: BIA, Max 12 students

Seminar summary:

<u>No</u>	<u>Day</u>	<u>Name</u>	<u>Cost</u>
12A	Mon	Carving, student selection	\$40/day + blank
12B	Tue	Carving, student selection	\$40/day + blank
12C	Wed	Carving, student selection	\$40/day + blank
12D	Thu	Carving, student selection	\$40/day + blank
12E	Fri	Carving, student selection	\$40/day + blank

MARTIN, STU



CARVING A REALISTIC HUMAN FORM

Stu is offering 2, two day seminars, each will involve carving a realistic human face from his vast selection of over 50 pieces. The selection includes Indians, Mountain Men, Civil War Soldiers, Sea Captains and Santa's.

Normal hand tools are required, bringing a light and cord is suggested. Stu works one on one with his students and to see Stu's work visit his website at: www.stumartin.com or see him teaching at: www.carvinonline.com. His email is: Stuart-Martin@att.net. The two day seminar fee is \$110. Blanks run from \$16 to \$39 with a large selection in

the \$28 to \$32 range.

Stu requires a \$25 deposit at time of registration. The registration and deposit must be received by April 1, 2016. The deposit will be subtracted from the \$110 seminar fee. The deposit will be refunded if the seminar is canceled or if the student cancels up to 30 days before the seminar start date.

Skill Level: BIA, Max 12 students

Seminar summary: \$25 deposit required to secure you spot in the seminar.

<u>No</u>	<u>Day</u>	<u>Name</u>	<u>Cost</u>
13AB	Mon, Tue	Realistic Face	\$110 seminar + blank
13CD	Wed, Thu	Realistic Face	\$110 seminar + blank

MENKE, DONNA



MOUSE, BUTTERFLY, DRAGONFLY, FEATHERS, OR PAINTING

Donna is offering four different seminars for the beginner ranging from one to two days.

Carving a Shelf Mouse is a two day seminar beginning on Monday.

Carving a Butterfly or Dragonfly, Feather, Painting for Carvers are one day seminars. Standard hand tools are used. All of Donna's seminars are designed for the beginner. Donna may be contacted at donpbk@yahoo.com and visit her website at: www.woodworks-by-donna.com.

SHELF MOUSE

Carve and paint this cute mouse in a 2 day seminar with Donna. This has been her most popular seminar and everyone takes home a finished project. Blank and all painting supplies are furnished, as well as a booklet of instructions and plans to take with you. Bring normal palm tools including a #9/11 1/8" NS #7 around 3/8". Also bring a Wood-burner and a skew tip. You can see this project on Donna's website: www.woodworks-by-donna.com This 2 day seminar begins on Monday and is \$80

DRAGONFLY or BUTTERFLY

Insects! Your choice of dragonfly, Monarch butterfly, or Eastern Swallowtail butterfly blanks. Make a pin or magnet-backed bug in this class with Donna. Blank and all painting supplies are furnished. These projects always turn out great with all the tips and tricks you learn to make these creatures look real. Bring along your woodburner and a skew tip. Also a No. 3 3/4" gouge would be helpful. See examples on the jewelry page of Donna's website: www.woodworks-by-donna.com This 1 day seminar begins on Wednesday and is \$40.

FEATHERS MADE EASY

Feathers made easy is a fun and easy seminar to make a blue jay feather. You will make a feather to take home, painted and finished as a pin or magnet. Step-by-step you will work with Donna to carve and paint all in one day. Bring along your woodburner and a skew tip. A blank and painting supplies will be furnished. These feathers have dimension and look great. See examples on Donna's website: www.woodworks-by-donna.com

This is a 1 day seminar beginning on Thursday and is \$40.

IMPROVE YOUR PAINTING FOR CARVERS.

Just about every carver wishes he/she could do a better job in painting their carvings. Donna has lots of experience in painting her own carvings, as well in teaching other carvers how to improve their technique.

Bring to the seminar a carving that is finished and ready for painting or repainting. In the morning we will make a color wheel together, and then paint our carvings together in the afternoon. See examples of Donna's technique on her web site: www.woodworks-by-donna.com

<http://www.woodworks-by-donna.com/>

This is a 1 day seminar beginning on Friday and is \$45.

Skill Level: Beginner, Max 8 students

Seminar summary: Seminars \$80, \$40, \$45, blanks, paints and materials included

<u>No</u>	<u>Day</u>	<u>Name</u>	<u>Cost</u>
14AB	Mon, Tues	Shelf Mouse	\$80 includes blank
14C	Wed	Insects	\$40 includes blank
14D	Thu	Feathers	\$40 includes blank
14E	Fri	Painting	\$45 Includes supplies

MOORE, PAT



MOORE ROUGHOUT CHOICE

Pat will teach 5, one-day seminars carving any Moore roughout from "Moore Wood & Roughouts". Choose from over 70 different roughouts. Included are Santa's, Birds, Native Americans and many more projects. Pat will help you with any area you are struggling with, face features, eyes, hands, fur or feathers. Bring your questions, carving glove, sharp hand/palm carving tools (no power) and a light may be helpful. Project roughouts can be viewed on: www.roughouts.com. Cost \$50 a day, materials/roughout \$10 - \$70.

Skill Level: BIA, Max 12 students

Seminar summary:

<u>No</u>	<u>Day</u>	<u>Name</u>	<u>Cost</u>
15A	Mon	Moore roughout choice	\$50 + materials/roughout
15B	Tue	Moore roughout choice	\$50 + materials/roughout
15C	Wed	Moore roughout choice	\$50 + materials/roughout
15D	Thu	Moore roughout choice	\$50 + materials/roughout
15E	Fri	Moore roughout choice	\$50 + materials/roughout

NORTH, RAY



IMMATURE SCREECH OWL, SYLIZED WREN OR A SANTA

Ray will teach a 2 day seminar on Thursday and Friday. The seminar will cost \$70 and includes materials/blanks/cutouts, finishing material will run \$2 to \$10. The owl and wren are cut outs and should be carved and finished in the 2 days. The Santa is a roughout and 2 days may not be sufficient time to completely paint the Santa.

Skill Level: BIA, Max 12 students

Seminar summary:

No	Day	Name	Cost
17DE	Thu, Fri	Choice Owl, Wren or Santa	\$70 + blank/material

PERKINS, JOE



SANTA WITH STACK OF GIFTS – ORNAMENT

Santa with a stack of gifts. This Ornament is a multi-piece project. Student should be able to work on small pieces. While the kit will contain everything shown in the pictures, the primary goal of the seminar will be to carve, paint, and assemble the base figure. Joe will supply the woodburner, paint and brushes. A light may be useful.

Seminar cost \$35, materials \$25

Skill Level: Intermediate, Advance, Max 10 students

Seminar summary:

No	Day	Name	Cost
18A-C	Mon-Wed	Santa Ornament	\$35 seminar, material \$25

REB, DANNY



CHRIST THE KING

Danny will be conducting a two day seminar on Monday and Tuesday, carving a face of Jesus on a triangle board. Sufficient wood for two faces and jewels will be supplied. If you are a fast carver you may be able to finish 2. Bring your knife, glove, thumb guard and standard hand tools. Blank and spray finish included. Seminar cost is \$75 and includes the blank. *Mounting plaques will be available for purchase.* Danny says it is time to return to the religious arts of our time. Join Danny for a great project and a fun time of

carving and fellowship.

Skill Level: BIA, Max 12 students

Seminar summary:

No	Day	Name	Cost
19AB	Mon, Tue	Christ the King	\$75 seminar, 2 blanks and finish included

RICHERT, WANDA



SHALLOW RELIEF OR INTAGLIO

Wanda will teach a Monday, Tuesday seminar and a Wednesday, Thursday seminar. Each 2 day seminar will feature the student's choice of a shallow relief or Intaglio project. The student will carve, do some woodburning and if time allows paint the project. Carve Wanda's pattern or yours. Call Wanda to discuss your pattern and have it approved prior to your arrival. Wanda will supply wood, patterns & paint, bring your brushes. You will need a 1" # 3 and a small 3/16" #3 gouges, knife, skew, glove, thumb guard, other standard hand tools and a woodburner with assorted tips. A good hook blade knife is recommended and Wanda has some special made and available for purchase. Each two day seminar cost \$75 includes blank and material, except brushes. Contact Wanda at: 903.532.5551 or safecarvingwanda@verizon.net.
Skill Level: BIA, Max 12 students

Seminar summary:

No	Day	Name	Cost
20AB	Mon, Tue	Relief or Intaglio	\$75 seminar, blank & materials included
20CD	Wed, Thu	Relief or Intaglio	\$75 seminar, blank & materials included

RUCKER, PATTY & ADAIR



WOODBURNING, CARVING & PAINTING SANTAS

CARVING & PAINTING A SANTA WITH ADAIR AND PATTY

Patty and Adair are again teaming up for a unique carving and painting experience. This will be a full week with them. Choosing from their Santa roughouts, you will carve with Adair for three days, then paint the Santa with Patty for two days. The Rucker's will provide all the painting supplies. Bring a light for painting.

Cost of the 5 day seminar is \$175 + blanks run \$21 to \$38,

21A-E Mon-Fri Carve and Paint a Santa (Adair & Patty) \$175 Seminar + blank

WOODBURNING WITH PATTY

Patty is offering a one to three day woodburning seminar using a soft shading technique to obtain a photo realistic image. However, any style of woodburning is welcome. You will need to bring your woodburner, tips and a light. Patty has art seminars at: www.carvinonline.com. Student may select from one to three days.

22A	Mon	Woodburning (Patty)	Cost \$35/day
-----	-----	---------------------	---------------

22B	Tue	Woodburning (Patty)	Cost \$35/day
22C	Wed	Woodburning (Patty)	Cost \$35/day

CARVING A SANTA WITH ADAIR

Adair will teach two, 1 day seminars carving a Santa of your choice from his roughouts on Thursday and Friday. Student may select one or both days. Standard hand tools/gouges and a knife are required.

Cost of seminar is \$35 a day + blanks at \$21 - \$38

23D	Thu	Carving a Santa (Adair)	\$35/day + blank
23E	Fri	Carving a Santa (Adair)	\$35/day + blank

Check out their work at: www.christmascarvingsetc.com.

Skill Level: BIA, Max 10 students

Seminar summary:

No	Day	Name	Cost
21A-E	Mon-Fri	Carve and Paint a Santa (Adair & Patty)	\$175 seminar + blank

No	Day	Name	Cost
22A	Mon	Woodburning (Patty)	\$35/day
22B	Tue	Woodburning (Patty)	\$35/day
22C	Wed	Woodburning (Patty)	\$35/day
23D	Thu	Carve a Santa (Adair)	\$35/day + Blank
23E	Fri	Carve a Santa (Adair)	\$35/ day + blank

SARFF, TOM



BASIC CARVING & A COWBOY BUST

BASIC CARVING (for beginners)

Tom will teach his basic, two day, beginning Carving seminar on Monday and Tuesday. This is a super seminar, and a must, if you are just getting started in carving or have carved for only a short time. Tom will teach you the basics and help you do several small projects. He asks that you bring a knife and a glove if you have one or bring what you have. Tom will loan you the tools you need. Bring paper and pencil to take notes. For those first-time carvers and a new Guild member *ONLY*, the Guild will pay for this seminar.

Blanks are provided.

24AB	Mon, Tue	Basic carving	\$15 seminar, blank included
------	----------	---------------	------------------------------

Skill Level: Beginner, Max 10 students

COWBOY BUST (faces for beginners)

Tom will teach a two day seminar on Wednesday and Thursday of a Cowboy Bust (Caricature). Tom will help you do basic face setup, eyes, ears, nose and mouth. Tom asks that you bring all

the carving tools you have. You can borrow tools from Tom. The blank will be provided. Don't be fooled by the cost, this is an excellent seminar.

24CD **Wed, Thu** **Cowboy bust** **\$15 seminar, blank included**

Skill Level: Beginner, Max 6 students

Seminar summary:

<u>No</u>	<u>Day</u>	<u>Name</u>	<u>Cost</u>
24AB	Mon, Tue	Basic Carving	\$15 seminar, blank included
24CD	Wed, Thu	Cowboy Bust	\$15 seminar, blank included

SOLBERG, C. J.



LUDWIG

Have you met Ludwig? Ludwig lives alone in a quiet little village in the Alps where he lives in a sod cottage attached to his barn. Except for winter months, he can be found herding his beloved Brown Swiss cows through the lush grasses and edelweiss of the mountain slopes. We will carve Ludwig from a 14 cm. basswood blank using basic hand carving tools and a Swiss Army Knife. If you do not choose to take this seminar, be aware that participants may be inspired to break into jubilant and loud yodeling at any time. Just saying.....Need to know more? Email me at **cjsolberg@gmail.com**

Skill Level: BIA, Max 10 students

Seminar summary:

<u>No</u>	<u>Day</u>	<u>Name</u>	<u>Cost</u>
25A-C	Mon-Wed	Ludwig	\$150 seminar, includes blank

STETSON, DAVE



CARICATURE CARVING-Choice of project

Dave will be teaching 5 one day projects that can be completed by the average carver in on day. Monday – a Bust/bottle topper, Tuesday – an Old man, Wednesday – an Old lady Thursday – a Fat old man with a cane, and Friday – a Cowboy with a large moustache. Take one or all five days. Each figure is a new project and stands about 6” tall.

No special tools are required; just make sure your hand tools are really sharp.

Cost for each day is \$45, blank/material cost is \$10. Dave's website is: **www.stetsoncarving.com** and he is an online instructor at: **www.carvinonline.com**.

Contact Dave at: lcnmichele@aol.com, or at 480.216.9795

Skill Level: BIA, Max 12 students

Seminar summary:

No	Day	Name	Cost
26A	Mon	Bust/bottle topper	\$45 + material
26B	Tue	Old man	\$45 + material
26C	Wed	Old lady	\$45 + material
26D	Thu	Fat old man	\$45 + material
26E	Fri	Cowboy	\$45 + material

STEWART, JIMMY



DEER HEAD WITH ANTLERS

Jimmy is offering a five day project involving a 10" tall white tail or mule deer head with antlers. Student will have the choice of a wall or base mount. This project is beyond the ability of a beginner. Intermediate and advance level carving skill is recommended. Standard hand tools are required. We will be woodburning so bring your woodburner. Jimmy will supply the band sawed blank and base or wall mounting plaque.

Seminar cost \$100 and includes the blank.

Skill Level: Intermediate, advance, Max 6 students

Seminar summary:

No	Day	Name	Cost
27A-E	Mon-Fri	Deer head	\$100 seminar, includes blank

TEASDALE, HERB



CARICATURES & REALISTIC CARVING OF ANIMALS OR PEOPLE

Herb is offering a little of everything. The student has several options and can select from Caricatures, animals, or people. Herb is featuring The Philosopher and Porkchop. Also available are realistic projects such as a Bear, a Ram and a Santa. Just hand tools are required, but bring your woodburner. Herb will supply the paint. Blank/material cost are from \$10 to \$40. Select from 1 to 5 days. Most projects will take at least 3 – 4 days to complete, 5 days are recommended. Herb maybe contacted at:

herbteesdale@yahoo.com.

Skill Level: BIA, Max 10 students

Seminar summary:

No	Day	Name	Cost
28A	Mon	Student choice	\$35 a day, + blank/materials
28B	Tue	Student choice	\$35 a day, + blank/materials

28C	Wed	Student choice	\$35 a day, + blank/materials
28D	Thu	Student choice	\$35 a day, + blank/materials
28E	Fri	Student choice	\$35 a day, + blank/materials

POWER CARVING SEMINARS & INSTRUCTORS

VAUGHN, GEORGE



CARVE A SPECKLED SEA TROUT OR A BLACK BASS

In this five day seminar, George is giving the student a choice of carving a Speckled Sea Trout or a Black Bass. The Speckled Sea Trout measures 17"-18" and has an open mouth. The Black Bass is 15"-16" and has an open mouth with slightly open gills. Either fish can be carved with or without scales. Although the Black Bass will look better with scales. Either fish can be done in Butternut if you contact George in advance. Both fish require the student to bring their Freedom, approved dust collector, Micro-motor, woodburner, carving knife, and sharp v-tool. This will be fun and fast paced seminar with lots of detail in either fish. With the size and detail of these fish, the seminar is for the fish only. George will have some mounts available for purchase and you can mount them if time permits. These seminars are for the Intermediate and Advance carver.

The seminar cost is \$200 blank/material cost is \$25 - \$35 and includes the blank, eyes, epoxy, paint, airbrush and pattern.

George may be contacted at: tools@icloud.com or 432.553.5996.

Skill Level: Intermediate, advance, Max 8 students

Seminar summary:

No	Day	Name	Cost
29A-E	Mon-Fri	Trout or Bass	\$200 seminar, + blank/materials

NON CARVING INSTRUCTORS

ERICKSON, MICHALYN

Do you have a piece of Swedish Weaving that you are just not going to finish, an afghan that has a stain at one end, or a new piece of monks cloth you want to use, this might be the seminar for you.

We'll take your piece of PREVIOUSLY WOVEN monk's cloth and show you how to turn it into a vest. BE SURE to check out the list of tools and equipment required below and call Michalyn if you have questions. This is a fun seminar and you just might wear your vest home. Michalyn can be reached at 520.907.8223. Michalyn will furnish pattern making supplies, extension cords, and an iron.

REQUIRED TOOLS AND MATERIALS

PREVIOUSLY WOVEN MONKS CLOTH to accommodate the following measurements. WIDTH - To determine the width of your vest pattern measure your hips and bust and use the larger measurement plus at least 6". If this measurement doesn't fit across the width of fabric you can weave using the length of the fabric which works equally well. LENGTH – The length of your pattern will be from the top of the shoulder seam at the neck to the desired bottom edge of the vest, plus 6". You will need your SEWING MACHINE with a denim or top stitching needle, 2 packages of 1" wide single fold BIAS TAPE to match or compliment your cloth. Don't forget SISSORS.

Skill Level: This is not for a beginner, Max 4 students

Seminar summary:

No	Day	Name	Cost
50D	Thu	Swedish Weaving Vest	\$35, see needed items above

SEURKAMP, GINGER



BEADED SUN CATCHER

Join Ginger on Tuesday and make a Beaded Sun Catcher from drift wood and beads. Ginger will supply all the materials and provide the directions and assist with the project.

Seminar cost \$15 and includes materials.

Skill Level: BIA, Max 12 students

Seminar summary:

No	Day	Name	Cost
51B	Tue	Beaded Sun Catcher	\$15 includes material

ADVERTISING

Any advertisements you would like placed in the **TEXAS CARVER** should be sent to: Don Stutsman, 400 County Road, Moran, TX 76464, Phone: 210-241-1727, E-mail stutsmd@1791.com OR Stan Richard, 3246 Bending Creek, San Antonio, TX 78261 Phone: 830-980-3384

Email: srichard4@satx.rr.com

Current Rates (per issue):

1/3 Page Ads - \$30, 1/2 Page Ads - \$50, Full Page Ads - \$100

Spring 2016

SEMINAR LISTING

Sem #	Instructor	Skill	Cost	Project	M	T	W	T	F
1DE	Batte, Gary	I-A	\$90+	Choice of Caricature				X	X
2A-E	Becic, Izo Edin	B-I-A	\$225+	Oval Mirror	X	X	X	X	X
3AB	Becic, Izo Edin	B-I-A	\$90	Shelf 24"	X	X			
3C-E	Becic, Izo Edin	B-I-A	\$135+	Shelf 36"			X	X	X
4AB	Borg, David	B-I-A	\$70+	Carving Critters	X	X			
4CD	Borg, David	B-I-A	\$70+	Carving Critters			X	X	
4E	Borg, David	B-I-A	\$35	Painting Critters					X
5B	Claxton, Lloyd	B-I-A	\$10+	Carving a Captive Ball & Chain		X			
6AB	Engler, John	B-I-A	\$100+	Relief Carving	X	X			
6CD	Engler, John	B-I-A	\$100+	Relief Carving			X	X	
6E	Engler, John	B-I-A	\$50+	Relief Carving and/or Painting					X
7A	Erickson, Tony	B-I-A	\$40/d+	Woodspirit	X				
7B	Erickson, Tony	B-I-A	\$40/d+	Woodspirit		X			
7C	Erickson, Tony	B-I-A	\$40/d+	Bark Houses			X		
7D	Erickson, Tony	B-I-A	\$40/d+	Garden Guards – includes stick				X	
8A	Goddard, Leah	B-I-A	\$45/d+	Carving Animals	X				
8B	Goddard, Leah	B-I-A	\$45/d+	Carving Animals		X			
8C	Goddard, Leah	B-I-A	\$45/d+	Carving Animals			X		
8D	Goddard, Leah	B-I-A	\$45/d+	Carving Animals				X	
8E	Goddard, Leah	B-I-A	\$45/d+	Painting or Carving Animals					X
9A-E	Goodson, Dylan	I-A	\$195+	Realistic Figures or Relief Scenes	X	X	X	X	X
10A	Halbrook, Carolyn	B-I-A	\$35/d+	Chip Carved Projects	X				
10B	Halbrook, Carolyn	B-I-A	\$35/d+	Chip Carved Projects		X			
10C	Halbrook, Carolyn	B-I-A	\$35/d+	Chip Carved Projects			X		
10D	Halbrook, Carolyn	B-I-A	\$35/d+	Chip Carved Projects				X	
10E	Halbrook, Carolyn	B-I-A	\$35/d+	Chip Carved Projects					X
11A	Hartt, Don	B-I-A	\$35/d+	Fancy Canes	X				
11B	Hartt, Don	B-I-A	\$35/d+	Fancy Canes		X			

11C	Hartt, Don	B-I-A	\$35/d+	Fancy Canes				X		
11D	Hartt, Don	B-I-A	\$35/d+	Fancy Canes					X	
11E	Hartt, Don	B-I-A	\$35/d+	Fancy Canes						X
12A	Howard, Chris	B-I-A	\$40/d+	Carving – Student Selection	X					
12B	Howard, Chris	B-I-A	\$40/d+	Carving – Student Selection		X				
12C	Howard, Chris	B-I-A	\$40/d+	Carving – Student Selection			X			
12D	Howard, Chris	B-I-A	\$40/d+	Carving – Student Selection					X	
12E	Howard, Chris	B-I-A	\$40/d+	Carving – Student Selection						X
13AB	Martin, Stu	B-I-A	\$110+	Realistic Face	X	X				
13CD	Martin, Stu	B-I-A	\$110+	Realistic Face			X	X		
14AB	Menke, Donna	B	\$80	Shelf Mouse	X	X				
14C	Menke, Donna	B	\$40	Insects			X			
14D	Menke, Donna	B	\$40	Feathers					X	
14E	Menke, Donna	B	\$45	Painting						X
15A	Moore, Pat	B-I-A	\$50/d+	Moore Roughout Choice	X					
15B	Moore, Pat	B-I-A	\$50+	Moore Roughout Choice		X				
15C	Moore, Pat	B-I-A	\$50+	Moore Roughout Choice			X			
15D	Moore, Pat	B-I-A	\$50+	Moore Roughout Choice					X	
15E	Moore, Pat	B-I-A	\$50+	Moore Roughout Choice						X
16A	Nelson, Jon	B-I-A	\$50+	Newton the Gnome	X					
16B	Nelson, Jon	B-I-A	\$50+	Caricature Roughout Choice			X			
16D	Nelson, Jon	B-I-A	\$50+	Caricature Roughout Choice					X	
16E	Nelson, Jon	B-I-A	\$50+	Caricature Roughout Choice						X
17DE	North, Ray	B-I-A	\$70+	Choice –Owl, Wren, Santa					X	X
18A-C	Perkins, Joe	I-A	\$35+	Santa Ornament	X	X	X			
19AB	Reb, Danny	B-I-A	\$75	Christ the King – includes 2 blanks	X	X				
20AB	Reichert, Wanda	B-I-A	\$100	Relief or Intaglio	X	X				
20CD	Reichert, Wanda	B-I-A	\$50	Relief or Intaglio			X	X		
21A-E	Rucker, Adair & Patty	B-I-A	\$175+	Carving & Painting Santa	X	X	X	X	X	
22A	Rucker Patty	B-I-A	\$35/d+	Woodburning	X					
22B	Rucker Patty	B-I-A	\$35/d+	Woodburning		X				
22C	Rucker Patty	B-I-A	\$35/d+	Woodburning			X			
23D	Rucker, Adair	B-I-A	\$35/d+	Carve a Santa					X	
23E	Rucker, Adair	B-I-A	\$35/d+	Carve a Santa						X
24AB	Sarff, Tom	B	\$15	Basic Carving	X	X				
24CD	Sarff, Tom	B	\$15	Cowboy Bust			X	X		
25A-C	Solberg, C.J.	B-I-A	\$150+	Ludwig	X	X	X			
26A	Stetson, Dave	B-I-A	\$45+	Bust/Bottle topper	X					
26B	Stetson, Dave	B-I-A	\$45+	Old Man		\$45+	X			
26C	Stetson, Dave	B-I-A	\$45+	Old Lady				X		

2016 Texas State Carving Championship and Show
New Braunfels Civic/Convention Center
New Braunfels, Texas
May 7 – 8, 2016

Show Floor Layout and Staging of Competition Winners

Exhibitor table layout will be the same in the Spring of 2016 as it was this past fall (e.g. Exhibitors on both sides of the hall with Show Competition Winners in the center). I heard no complaints about spacing between exhibitor tables so will also keep the arrangement we had.

Thanks to Stan Richard for securing the stanchions that surrounded and protected the Show Display. We were able to cut our expenses by over \$300 since we did not have to rent them.

Look for Show Set-up Schedule on the Web Site

Show Set-Up in 2015 went extremely fast and very smooth. Richard Talasek and his volunteers have perfected the process and we are indebted and appreciate the way they always pitch in and get the job done. Most Exhibitors completed their table set up Friday evening. We will follow the same process this year. That is... Seminar Instructors will close down and have the opportunity to be out of the way before we begin set up for “The Show”. Check the show set-up schedule details in the Newsletter and at the Seminar.

Changes

Planning is underway to begin accepting Show Completion Entries on Friday. Look to the Website for details on the process.

The only Category addition planned so far is in the Open Category. Santa and Mythical have been separated into individual categories and a new category for gourds has been added.

The Bar Fly category will be postponed until the spring of 2017. So be sure to plan to enter that competition in Cleburne.

Bar Fly rough outs can be purchased at Chris Hammack’s website:

<http://chrishammackart.com/roughouts-and-study-castings/>

Show Rules

See TWG website for the current rules for competition.

Divisions and Categories

Novice	Intermediate	Open
100 – Caricature	200 – Caricature	300 – Caricature
105 – Animals	205 – Animals	305 – Animals
110 – Realistic	210 – Realistic	310 – Realistic
115 – Birds	215 – Birds	315 – Birds
120 – Aquatic	220 – Aquatic	320 – Aquatic
125 – Relief	225 – Relief	325 – Relief
130 – Chip Carving	230 – Chip Carving	330 – Chip Carving
135 – Pyrography	235 – Ornamental	335 – Ornamental
140 – Santa & Mythical	240 – Santa & Mythical	340 – Santa
145 – Plants & Flowers	245 – Religious	342 – Mythical
150 – Canes & Walking Sticks	250 – Miniature	345 – Religious
155 – Other	255 – Pyrography	350 – Miniature
	260 – Plants and Flowers	355 – Pyrography
	265 – Canes & Walking Sticks	360 – Plants and Flowers
	270 – Woodturning that is carved	365 – Canes & Walking Sticks
	275 – Other	370 – Woodturning that is carved
	280 – Instructor Assisted	375 – Instructor Assisted
		380 – Rough out
		385 – Stylized
		390 – Doll
		395 – Found Wood
		400 – Gourds
		405 – Other

Questions, Concerns or Suggestions

Call me on 512-793-2501 or email me at jazubkus@att.net

Jon Zubkus

Show Chairman – TWG

USPS MAIL IN REGISTRATION
 2016 SPRING ROUND-UP
 Check in May 1
 SEMINARS: MAY 2 - 8

Name of Carver _____
 Name for Additional Badge, if attending (full name) _____
 Address _____ City _____ State ____ Zip _____
 Phone _____ Membership: Current ____ Renewing ____ New ____
 E-mail (for confirmation) _____
 TWG Affiliated Home Club, if requesting a free table _____

- Seminar Fees are Paid to the Instructor at the Start of each Seminar.
- Enter a Seminar Number for your First, & Second Choice for each Day You Plan to Attend.

Day	Monday	Tuesday	Wednesday	Thursday	Friday
First choice					
Second choice					

- Include with this Form, Your Registration Fee, Dues (if due), Banquet Tickets order/fee, and Show table order/fee and the Stu Martin Deposit only if you are taking the Martin seminar.

YOU MUST BE A MEMBER OF TWG AND REGISTERED TO PARTICIPATE IN THIS EVENT.

Mail to: Larry Miller 2204 High Meadow Dr. Denton, Texas 76208-7500 For free affiliated club table email Larry Twgvp2015@gmail.com	Family Registration \$20.00 (\$25.00 at the Door)	\$20.00	
	Family Dues \$20.00 a Year		
	Banquet Tickets \$15.00 each X number desired		
	Exhibitor Show tables \$30 each, Club table 1 st free, additional \$30 ea.		
	DEPOSIT FOR STU MARTINS SEMINAR \$25		
	Total Enclosed Make Check Payable to TWG		Check #

TEXAS WOODCARVERS GUILD RELEASE

In consideration for being able to participate in Texas Woodcarvers Guild sponsored events and activities, the named registrant(s) agree to hold harmless the Texas Woodcarvers Guild Board members, the New Braunfels Civic/Convention Center and employees from any and all claims for loss, damage or injury to property or person, for any cause whatsoever occurring during an event. Registrant acknowledges and assumes responsibility for any minor in his/her care. By applying, I acknowledge that I have read and agree to the terms of participation.

Signature _____ Date _____

USPS MAIL IN REGISTRATION
 2016 SPRING ROUND-UP
 Check in May 1
 SEMINARS: MAY 2 - 8

Name of Carver _____
 Name for Additional Badge, if attending (full name) _____
 Address _____ City _____ State ____ Zip _____
 Phone _____ Membership: Current ____ Renewing ____ New ____
 E-mail (for confirmation) _____
 TWG Affiliated Home Club, if requesting a free table _____

- Seminar Fees are Paid to the Instructor at the Start of each Seminar.
- Enter a Seminar Number for your First, & Second Choice for each Day You Plan to Attend.

Day	Monday	Tuesday	Wednesday	Thursday	Friday
First choice					
Second choice					

- Include with this Form, Your Registration Fee, Dues (if due), Banquet Tickets order/fee, and Show table order/fee and the Stu Martin Deposit only if you are taking the Martin seminar.

YOU MUST BE A MEMBER OF TWG AND REGISTERED TO PARTICIPATE IN THIS EVENT.

Mail to: Larry Miller 2204 High Meadow Dr. Denton, Texas 76208-7500 For free affiliated club table email Larry Twgvp2015@gmail.com	Family Registration \$20.00 (\$25.00 at the Door)	\$20.00	
	Family Dues \$20.00 a Year		
	Banquet Tickets \$15.00 each X number desired		
	Exhibitor Show tables \$30 each, Club table 1 st free, additional \$30 ea.		
	DEPOSIT FOR STU MARTINS SEMINAR \$25		
	Total Enclosed Make Check Payable to TWG		Check #

TEXAS WOODCARVERS GUILD RELEASE

In consideration for being able to participate in Texas Woodcarvers Guild sponsored events and activities, the named registrant(s) agree to hold harmless the Texas Woodcarvers Guild Board members, the New Braunfels Civic/Convention Center and employees from any and all claims for loss, damage or injury to property or person, for any cause whatsoever occurring during an event. Registrant acknowledges and assumes responsibility for any minor in his/her care. By applying, I acknowledge that I have read and agree to the terms of participation.

Signature _____ Date _____

2016 Texas State Championship Show Registration Form

(You must be a member of the TWG to participate)

Electronic Registration is available and preferred (see Website)

Access the Guild Website (www.texaswoodcarversguild.com)

If you are unable to register online... Print, fill in form below and mail to following address:

Larry Miller 2204 High Meadow Dr. Denton, TX 76208

Show held at New Braunfels Civic Center, New Braunfels, Texas

All Show Tables are 6' x 30".

Two Classes of tables are available "Exhibition" and "Club"

Exhibition Tables are \$30 each and Show Entries coming from these tables are at no charge

Club Tables are no-charge for first table and \$30 for each additional table

Show entries coming from Club Tables are \$5.00 per entry (see Show Rules for additional information)

TWG Show Set-up begins Friday (May 7) approximately 5:45 – 7:00 PM and Saturday 7:00 – 9:00 AM

Questions can be directed to Jon Zubkus - Show Chairman Phone: 512-793-2501

Email: jazubkus@att.net

Registration

Name _____

Address _____

City _____ State _____ Zip _____

Phone _____ EMAIL _____

Number of Exhibition Tables Needed @ \$30 each _____

Number of Club Tables required (first is free, additional @\$30) _____

Total enclosed _____

Registration must be received by **April 15, 2016**

SIGNATURE IS REQUIRED ON ENTRY FORM AND INDICATES PARTY AGREES TO TWG SHOW RULES AND AGREES THAT ANY REPRESENTATIVE OF TWG, IT'S OFFICERS, BOARD OF DIRECTORS, TWG MEMBERS OR NEW BRAUNFELS CIVIC CENTER OR IT'S EMPLOYEES WILL NOT BE HELD RESPONSIBLE FOR ANY LOSS, DAMAGE, OR INJURY OCCURRING DURING THE TEXAS WOODCARVERS GUILD'S TEXAS STATE CHAMPIONSHIP SHOW

Signature _____

Texas Woodcarvers Guild
13118 Boomer Lane
Austin, TX 78729